

environmental planning policy activity plan

Why we do it

To ensure the sustainable management of the natural and physical resources of the district now and into the future, while mitigating adverse effects.









To guide and enhance the quality of the natural and physical environment as the district grows and develops.

What we do

- Council has a legislative responsibility to develop, manage, and maintain a planning document that manages and controls land use and subdivision within the district, ie the district plan.
- Council's policies on managing the Rotorua environment are primarily established through the district plan.
- Progressive development and maintenance of an operative district plan. The anticipated date the district plan will be ready for public notification is November 2009.

- Monitoring the state of the districts' environment at not less that 5 yearly intervals. To date council has published state of the environment reports in 2003 and 2008.
- Monitoring and reporting on council's environmental outcomes as stated in the Ten Year Plan. Community outcomes monitoring at a local and cross-regional level.
- Advocacy on behalf of the community on local, regional and national environmental issues.
- Responding to regional and central government policy proposals where these affect land use and resource management within the district.
- Provision of strategic policy advice in relation to the environment, land management and subdivision, to elected members of council.

Community outcomes

Community Outcome	How the council contributes
 Safe & Caring	■ By providing an environmental planning framework that recognises the need to provide for safe homes, streets, and safe public spaces.
 Environment	■ By providing a primary land use planning tool that assists in achieving environmental respect, and providing planning management controls to assist in improving natural and physical environment.
 Health	■ By providing an environmental planning framework that recognises the need to provide for a healthy community, and to reflect this in policy decisions.
 Prosperity	■ By providing an environmental planning framework that is inclusive for Iwi aspirations, recognises the spiritual and cultural connection of Maori, and recognises and provides for this in policy decisions.
 Facilities & Services	■ By providing an environmental planning framework that supports the local economy, recognises and provides for quality development, and celebrates and promotes the district's uniqueness.
 Maori Culture	■ By providing a well planned district with supporting infrastructure, facilities, and services, that contribute to residents' and visitors' enjoyment of the district.
 Learning	■ By providing useful and relevant research about the district that is easily accessed by the community.
 Happening	■ By providing an environmental planning framework that supports the hosting of activities and events, and that assists creativity in the environment.

environmental planning policy activity plan cont.

What does the council plan to do in the future

What is the council currently doing?	What will we do in years 1 to 3?	What will we do in years 4 to 10?	How will we know if we achieve our objective? (key result areas)
Maintaining an existing operative district plan.	Continue to maintain an operative district plan, whilst being cognisant of the notified district plan.	Continue to maintain an operative district plan, either in part or in full.	Operative Rotorua district plan maintained with updates kept current. Status of district plan reported to Planning and Bylaws Committee .
Embarking on the review of the existing operative district plan.	The reviewed district plan ready for notification in November 2009. Progress district plan submissions and further submissions process to an operative plan no later than mid 2011.	Continue to maintain an operative district plan, either in part or in full.	District plan review culminates in notification of district plan in 2009. District plan decisions complete by December 2011. Environment Court appeals to district plan resolved no later than December 2012.
Undertaking council initiated Plan Changes as necessary.	Undertaking council initiated plan changes as necessary.		Council initiated plan changes undertaken in response to issues processed in accordance with statutory requirements.
Processing private plan changes. Ngati Whakaue private plan change was notified in 2008.	Respond to private plan changes that may be received prior to notification of the new district plan, and those received during the submissions phase.	Respond to private plan changes that may be received after the district plan becomes operative in 2011.	Private plan changes processed in accordance with statutory requirements.
Currently compiling information for next state of the environment (SOE) report.	Continue compiling information for the SOE report	Publish state of the environment reports in 2013 and 2018	Information compiled and report filed with Ministry for the Environment.
Advocating on behalf of the community on regional and national environmental policy matters.			Yearly matrix of community advocacy and submission projects.

environmental planning policy activity plan cont.

Measuring our achievements

Level of Service	Performance measures	Current performance	Performance targets									
			09/10	10/11	11/12	12/13	13/14	14/15	15/16	16/17	17/18	18/19
Operative Rotorua district plan maintained and kept current.	Web based district plan kept current.	100%	100%									
Status of district plan reported to Planning and Bylaws Committee.	Update report to Planning and Bylaws committee at each meeting.	100%	100%									
Comprehensive review of operative district plan.	Notification of district plan review in 2009.	On target	Public notification of district plan in Feb 2010	Decisions version completed by Dec 2010	Environment Court appeals resolved no later than Dec 2012							
Council initiated plan changes undertaken in response to topical issues, and processed to statutory requirements.	Plan changes reported to Planning and Bylaws committee and progressed within statutory time.	100%	100%									
Advocating on behalf of the community on regional and national environmental policy matters	Private plan changes reported to Planning and Bylaws committee and progressed within statutory time.	100%	100%									
Monitor the state of the district's environment.	State of the Environment monitoring undertaken yearly.	100%	100%		3 rd State of the Environment report produced	100%			4th State of the Environment report produced			

environmental planning policy activity plan **cont.**

Negative effects

Negative effects	Mitigation options
Possible judicial review of policy decision making processes.	All statutory processes followed explicitly.
Appeals lodged against decisions to the Environment Court.	Council will always enter into mediation process to attempt to resolve appeals where possible.
Changes in legislation that will have resultant effects on Levels of Services provided.	Keep aware and abreast of possible legislative changes.
Expenses associated with the high degree of consultation that must be undertaken for policy development projects.	Consultation programmes that have high impact, where costs are managed sensibly.



environmental planning policy activity plan **cont.**

Funding considerations

Who benefits from the activity?

- The community as a whole benefits from:
 - A unique high quality urban and rural environment.
 - The available built and natural environment opportunities that are able to be enjoyed.
- Business benefits from the attraction of visitors to enjoy the quality Rotorua environment, which is coupled with effective and accessible infrastructure.
- Subdividers and developers benefit from having a planned and consistent framework to work within.

What is the period of benefit?

- Benefits are ongoing in terms of a sustainable district and community.
- Benefits of the work undertaken in Environmental Planning have both an immediate and a longer term planning horizon.
- The longer term planning horizons will be longer than that envisaged by the LTCCP.

Who creates need for the activity?

The need to undertake this activity derives from:

- The community as a whole for pleasant, functional, sustainable urban and rural environments.
- Legislation.
- Compliance with statutory responsibility.

Funding source

Sustainable management of the resources of the district through protection, development, and use of those resources impacts on the community as a whole, both current and future generations, and is therefore funded 100% from general rates.

Asset management

There are no significant land or building assets in the environmental planning policy area.



environmental planning policy activity plan cont.

Financial summary (plan 2009/10 and forecast 2010/11 to 2018/19)

Environmental Planning Policy (\$'000s)	Actual 2007/08	Annual Plan 2008/09	2009/10	2010/11	2011/12	2012/13	2013/14	2014/15	2015/16	2016/17	2017/18	2018/19
Operating Expenses												
Direct Costs	1,765	1,834	1,886	1,628	1,376	1,407	1,443	1,478	1,512	1,552	1,668	1,714
Financial Costs	-	-	-	1	1	1	1	1	1	1	1	1
Depreciation	6	9	2	2	-	-	-	-	-	-	-	-
Other	-	-	-	-	-	-	-	-	-	-	-	-
Total Costs	1,771	1,843	1,888	1,631	1,377	1,408	1,444	1,479	1,513	1,553	1,669	1,715
Revenue												
Capital Revenue	-	-	-	-	-	-	-	-	-	-	-	-
Fees and Charges	4	3	10	11	11	11	12	12	12	13	13	13
Investment Income	-	-	-	-	-	-	-	-	-	-	-	-
Subsidies and Grants	-	-	-	-	-	-	-	-	-	-	-	-
Targeted Rates	-	-	-	-	-	-	-	-	-	-	-	-
Total Revenue	4	3	10	11	11	11	12	12	12	13	13	13
Internal Recoveries												
Internal Recoveries	-	-	-	-	-	-	-	-	-	-	-	-
Total Internal Recoveries	-	-	-	-	-	-	-	-	-	-	-	-
Net Cost of Service	1,767	1,840	1,878	1,620	1,366	1,397	1,432	1,467	1,501	1,540	1,656	1,702
Capital Costs												
Renewals	-	-	-	-	-	-	-	-	-	-	-	-
Growth	-	-	-	-	-	-	-	-	-	-	-	-
Backlog	-	-	-	-	-	-	-	-	-	-	-	-
Total Capital	7	18	-	-	-	-	-	-	-	-	-	-
Operational Funding												
Net Cost of Service			1,878	1,620	1,366	1,397	1,432	1,467	1,501	1,540	1,656	1,702
Plus Capital Revenue	-	-	-	-	-	-	-	-	-	-	-	-
Less Depreciation	-	-	(2)	(2)	-	-	-	-	-	-	-	-
Add back Depreciation Funded by Rates	-	-	-	-	-	-	-	-	-	-	-	-
Operations Funded by General Rates	-	-	1,876	1,618	1,366	1,397	1,432	1,467	1,500	1,540	1,656	1,701
Capital Funding												
Funding from Depreciation (Rates)	-	-	-	-	-	-	-	-	-	-	-	-
Loans from/(to) Corporate Fund	-	-	-	-	-	-	-	-	-	-	-	-
Capital Grants	-	-	-	-	-	-	-	-	-	-	-	-
Development Contributions	-	-	-	-	-	-	-	-	-	-	-	-
Total Capital	7	18	-	-	-	-	-	-	-	-	-	-

Minor roundings may occur in above totals