

What is a vehicle crossing?

The part of your driveway between the edge of the road and the boundary of your property

Who is responsible for a vehicle crossing?

It is the responsibility of the property owner to organize construction and maintain the vehicle crossing to their property.

Why is a proper vehicle crossing required?

- To improve safety for both pedestrians and vehicles.
- To prevent damage to the footpath, kerb and channel and underground services.
- To help prevent gravel, sediment and other debris from washing into, and blocking Council's stormwater system.

Where is a vehicle crossing required?

On all Urban Commercial and Industrial properties which have road frontage and which have dwellings or other buildings on them.

Who should I contact regarding vehicle crossings?

Firstly you need to contact a member of the Resource Engineering Section as they will be able to assist you with:

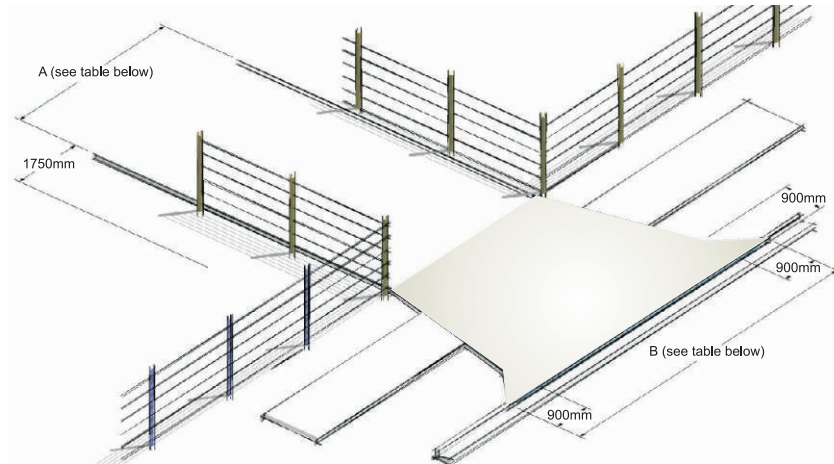
- Finding the safest position for the crossing.
- Providing you with the appropriate construction detail required.
- Filling out a Road Corridor Access Request (RCAR).
- Information on other permits that may be required.
- Determining whether you need other professional help.
In some situations where access is difficult you may need to employ a consultant to assist in the vehicle crossing design and layout.
- You will need to engage contractors to undertake the works for you. The contractor is required to have Public Liability Insurance and will need to submit a Traffic Management Plan for approval by Council's Roading Engineer prior to the works starting.

Other vehicle crossing fact sheets available include:

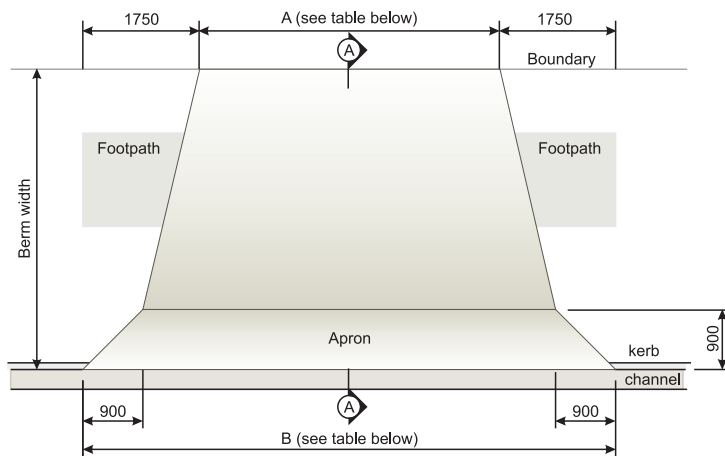
- ▶ Urban Residential
- ▶ Rural Residential
- ▶ Rural Commercial and Tanker

Urban Commercial and Industrial

The diagrams below detail the standard to which all new urban commercial / industrial vehicle crossings shall be constructed to comply with the Rotorua Civil Engineering Industry Standard



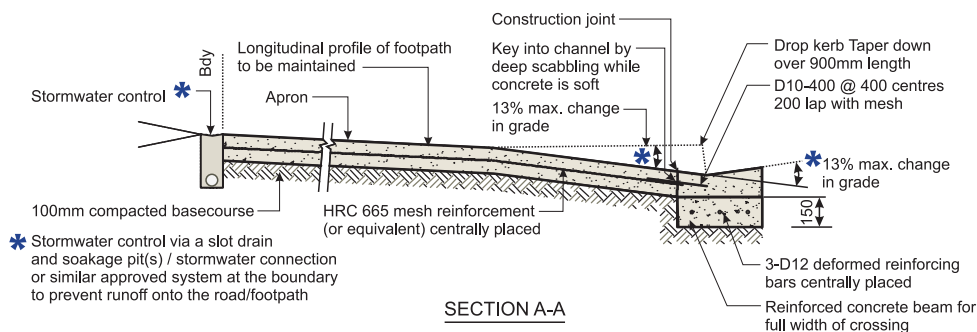
Vehicle Crossing - Diagrammatic Only



	HEAVY INDUSTRIAL (single lane only)	LIGHT INDUSTRIAL (single lane)	LIGHT INDUSTRIAL (double lane)
A	4500	3500	6000
B	8000	7000	9500

NOTES:

1. The concrete shall be 150 thick and reinforced with 1 layer of hrc 665 mesh laid with 50 cover from the bottom of the slab.
2. The concrete shall have a minimum crushing strength of 17.5MPa at 28 days and shall comply with NZS 3124: 1987
3. The crossing shall run continuously between the kerb and the property boundary.
4. If there is no existing footpath the Council will provide level pegs to ensure that the work ties in with future footpath development.
5. The work shall be carried out in such a manner as to ensure the safety of road and footpath users.
6. Locate a minimum of 0.5m clear of cesspits, powerpoles or other similar obstructions.



Vehicle Crossing - Construction Detail

Refer Standard Drawing - Roading

RD14

Resource Engineers

Phone: 07 348 4199

Fax: 07 350 0204

Email: Resource.engineering@rdc.govt.nz