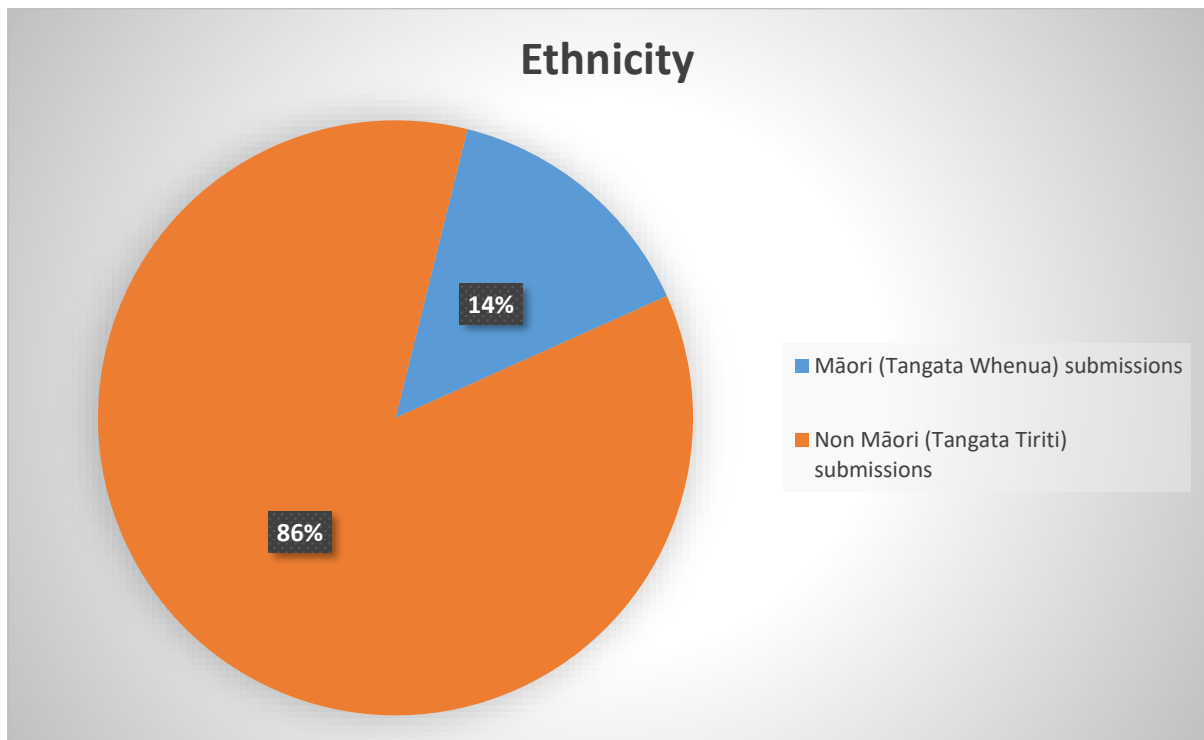


Online & Written submission breakdown

Ethnicity



116 online submissions – 20 Māori (Tangata Whenua), 96 Non Māori (Tangata Tiriti)

43 written submissions – 3 Māori, 40 Non Māori

159 total submissions – 23 Māori (0.1% of Total Māori Electoral Population¹), 136 Non Māori (0.2% of Total General Electoral Population²)

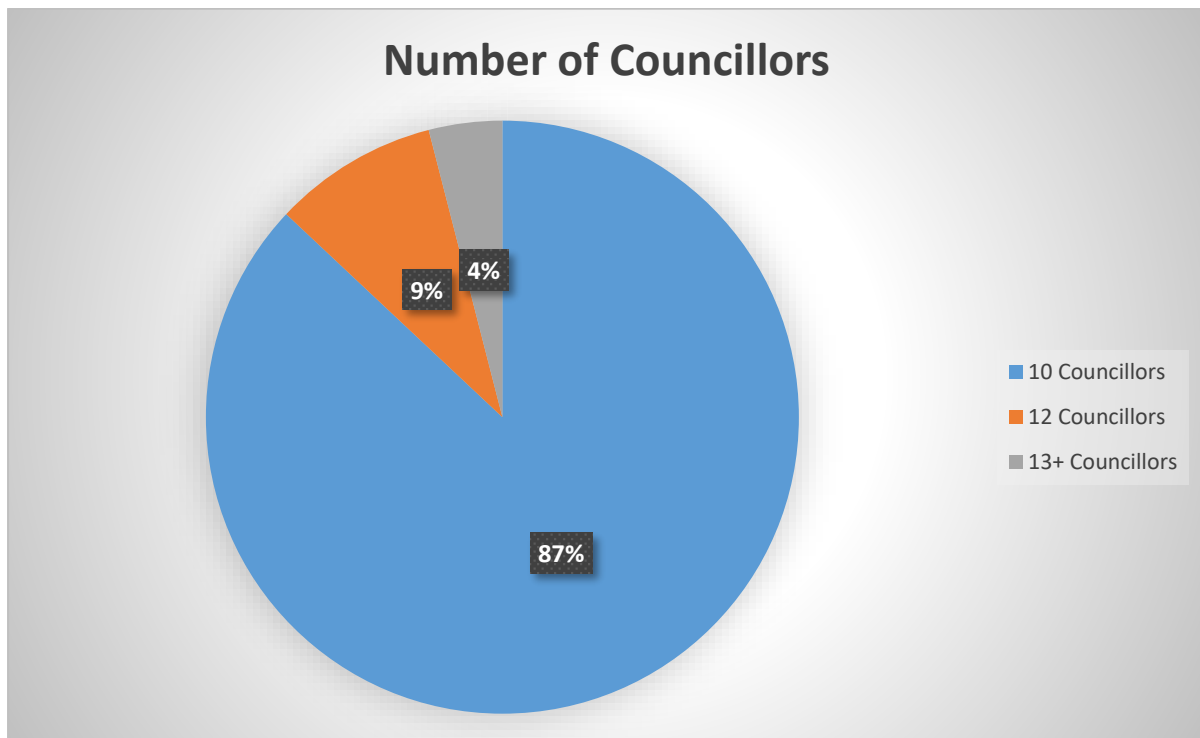
Observation

There is a significant difference between Māori and Non Māori who made submissions regarding the Representation Review

¹ Statistics New Zealand data gathered from the 2018 Census

² Statistics New Zealand data gathered from the 2018 Census

Number of Councillors



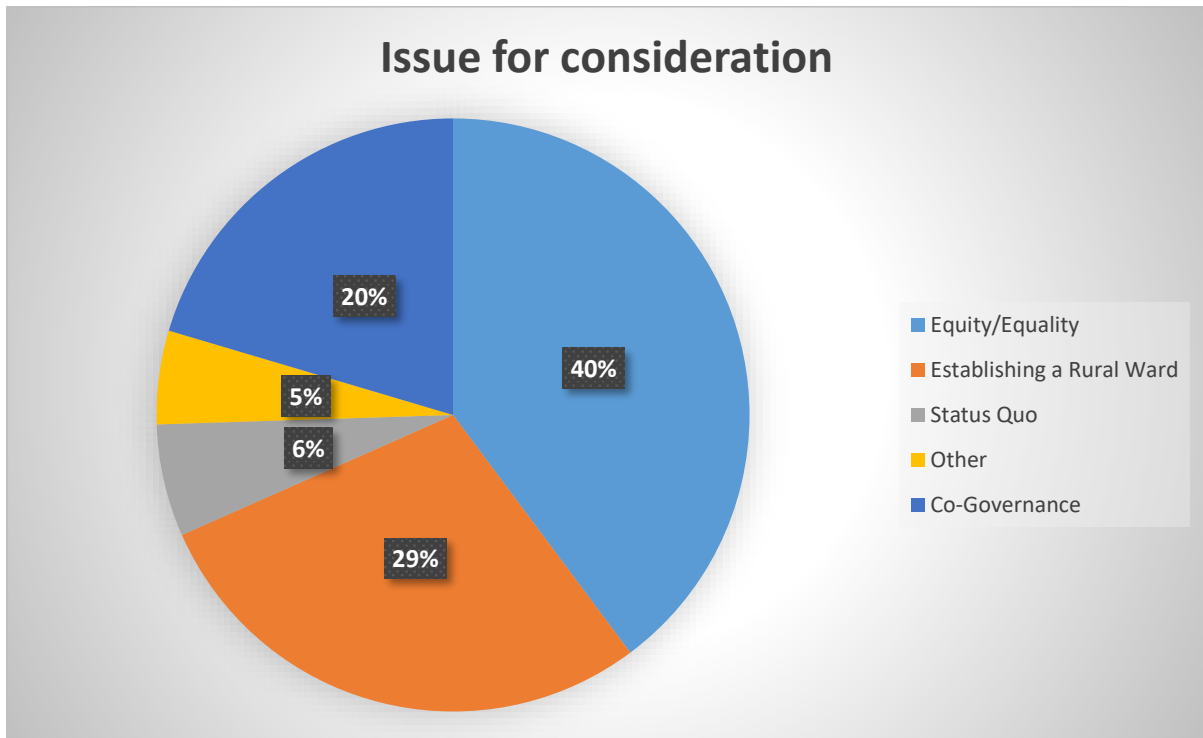
60 online submissions for 10 Councillors

6 online submissions for 12 Councillors

3 online submissions for 13+ Councillors

69 total submissions (0.09% of the Total Electoral Population of Rotorua)

Feedback themes



39 online submissions that identified “Equity/Equality” as an issue for consideration

16 online submissions that identified “Co-Governance” as an issue for consideration

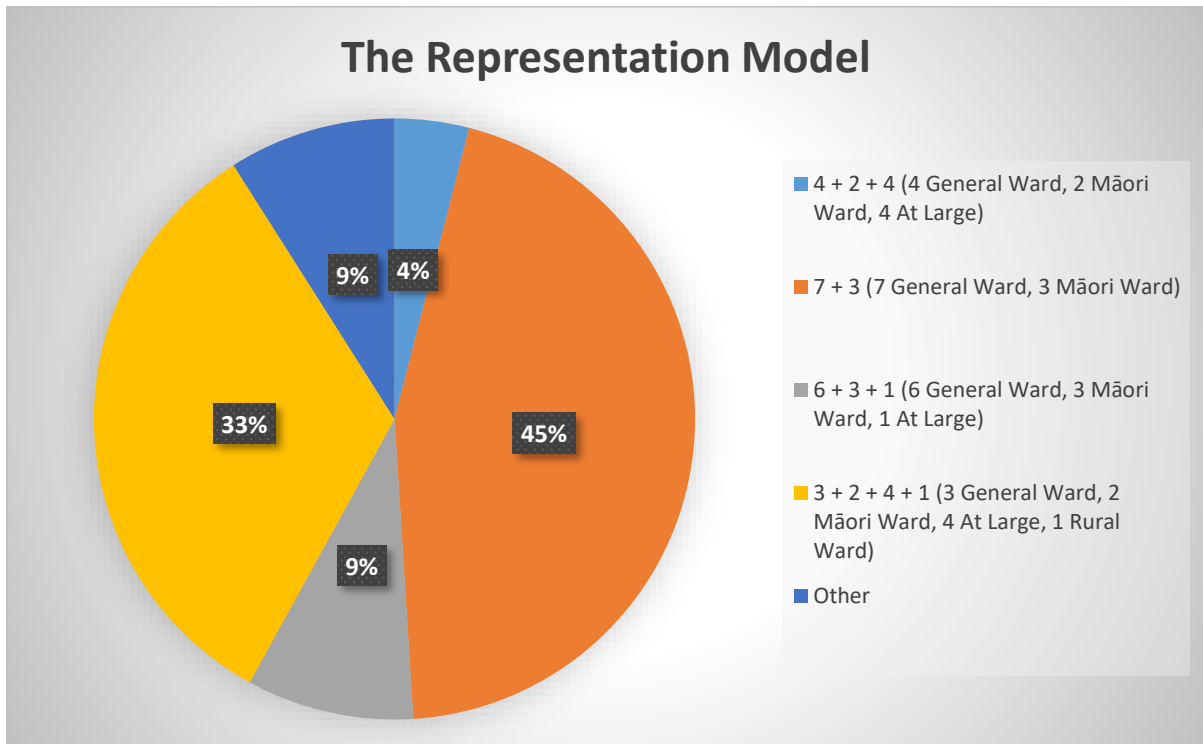
18 online submissions that identified “Establishing a Rural Ward” as an issue for consideration

4 online submissions that identified “Keeping the Status Quo” as an issue for consideration

3 online submissions identified some other kind of issue for consideration

80 total submissions (0.1% of the Total Electoral Population of Rotorua)

Representation Model



25 online submissions supporting a "7 + 3" Model – ward system only
2 online submissions supporting the "4 + 2 + 4" Model – mixed model
5 online submissions supporting the "6 + 3 + 1" Model – mixed model
18 online submissions supporting the "3 + 2 + 4 + 1" Model – mixed model
5 online submissions supporting "other" Model

55 total submissions (0.07% of the Total Electoral Population of Rotorua)