

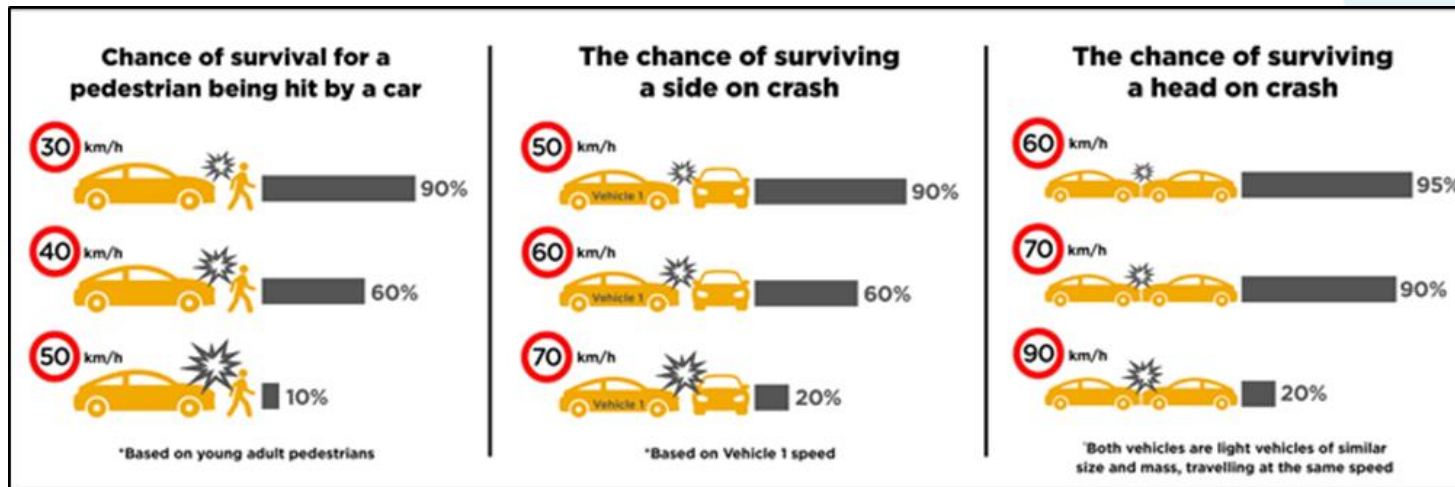


ROTORUA
LAKES COUNCIL

**SPEED MANAGEMENT
PLANNING 2023**

BACKGROUND

- In NZ, 60% of fatal and 71% of injury crashes involve speed (cost = \$4.6b p/a)
- In Rotorua, 20% of all crashes involve speed
- Lower speeds improve crash survivability



- Safe speeds enable greater take-up of healthy transport options



LEGISLATION

New Land Transport Rule: Setting of Speed Limits 2022 requires RCAs to:

- Develop 10-year Speed Management Plan (SMP) to address safe and appropriate speed limits and supporting infrastructure
- Submit SMP to the Regional Transport Committee to produce a regional SMP
- Implement safe speed limits round schools:
 - 40% by 30 June 2024
 - 100% by 31 Dec 2027

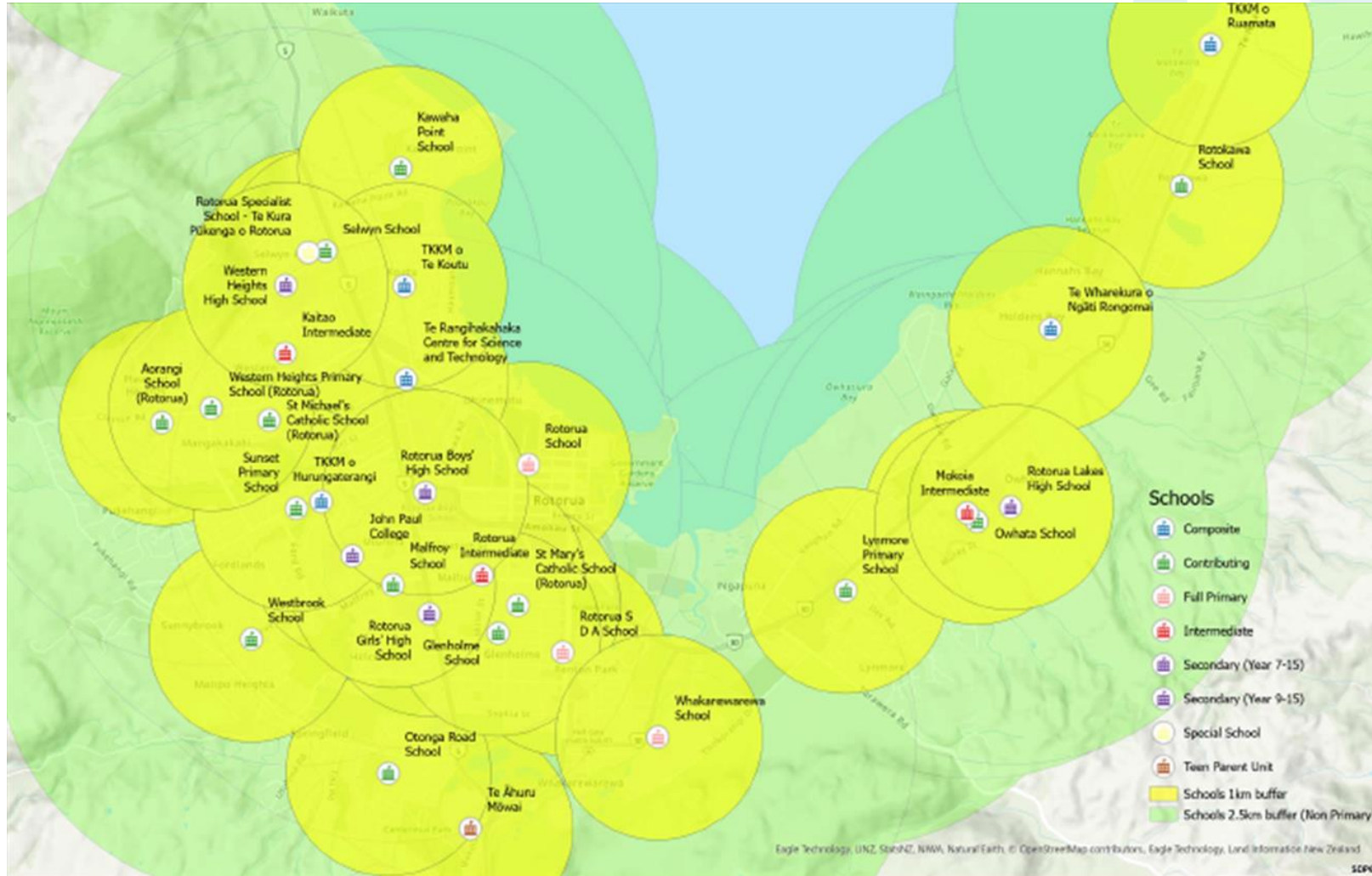


ROTORUA SCHOOLS

- Majority of Rotorua's 48 schools are in areas with existing 50km/h speed limits
- Council required to implement safe speed limits round schools:
 - at least 17 schools by 30 June 2024
 - remaining 24 schools by 31 Dec 2027
 - speed limits for 7 schools on SHs implemented by Waka Kotahi
- Under the Rule, all Rotorua schools require a safe and appropriate speed limit of 30km/h
- 1 km radius from each urban school results in coverage of over 75% of Rotorua's urban street network needing to be 30km/h



SCHOOLS BUFFER



INNER CITY REVITALISATION

Vision:

“To establish a vibrant and safe inner city known for its rich heritage, city living, entertainment and as a great place to work”

Mission:

To develop an inner city within the Rotorua City Centre, that:

- Reflects its unique cultural and natural identity
- Has a vibrant mix of activities and successful commercial experiences
- **Is a people-focused locality that is pedestrian-friendly, safe and attractive to residents, visitors, businesses and investors**
- Is known as great place to work and the place for city living and world class amenity.



OPTIONS CONSIDERED

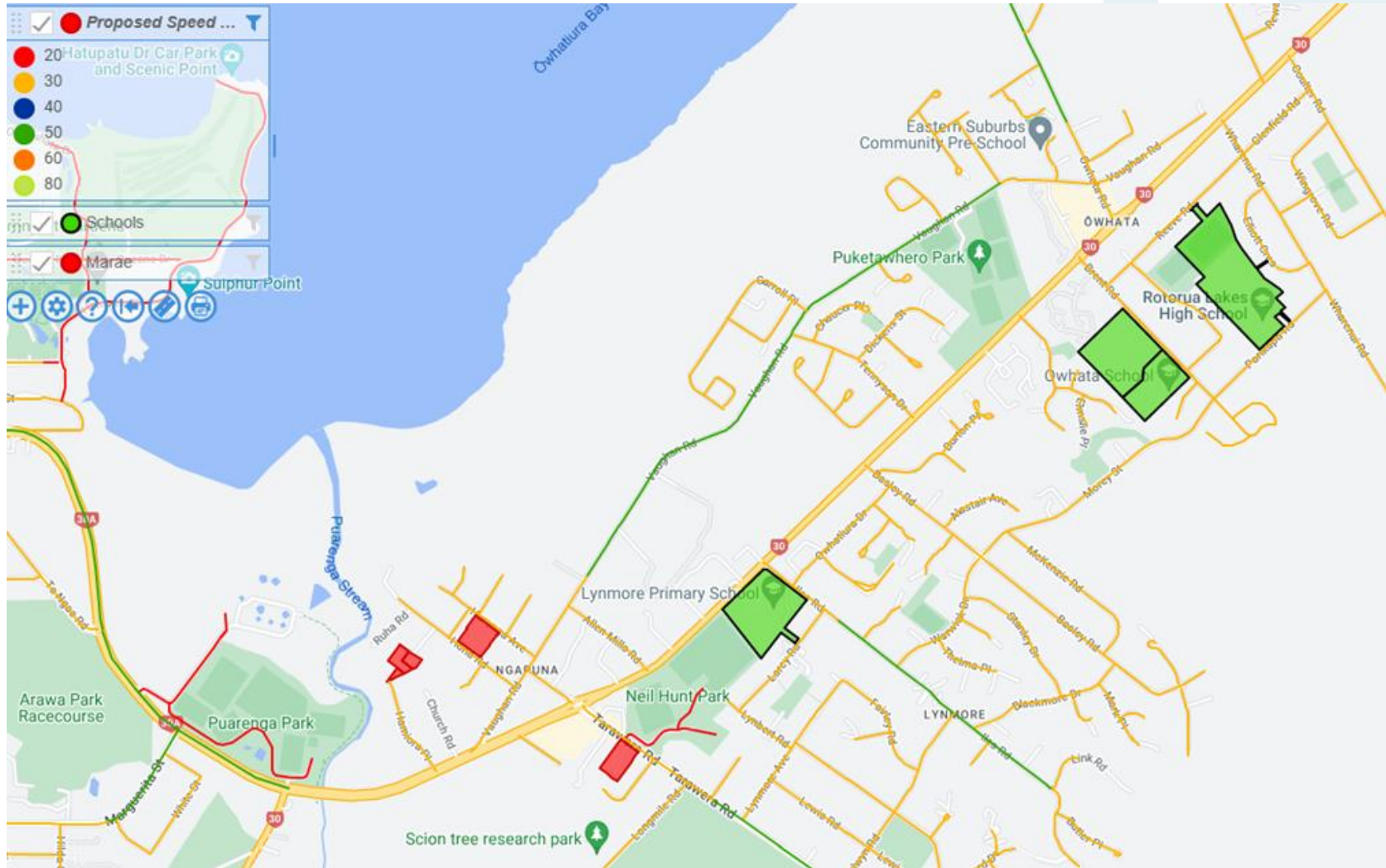
Urban

	Option 1	Option 2	Option 3
Urban connectors eg. Sunset Rd, Iles Rd, Clayton Rd	50	50	50
Local streets eg. Pandora Ave, Warwick Drive	50	40	30
Schools	30	30	30
CBD	30	30	30

Rural

	Option 1			Option 2	
Rural roads eg. Waikite Valley Rd, Bryce Rd, Cookson Rd	100	80	60	80	60
Rural residential (minor) roads eg. Gisborne Point, Mourea		50	40		40
Rural settlement hubs eg. Reporoa, Mamaku		50			30
Schools		30			30

WHAT DOES IT LOOK LIKE?



EFFECT ON TRAVEL TIME

Increase in travel time		
From	To	Seconds
78 Blomfield St	Redwood Visitor Centre	76
133 Iles Rd	Mokoia Intermediate School	63
129 Basley Rd	Queens Dr	74
12 Wallingford Pl	Rotorua Intermediate School	32
15 Thomas Crescent	Rotorua Library	37
54 Aquarius Dr	Rotorua Central	11

