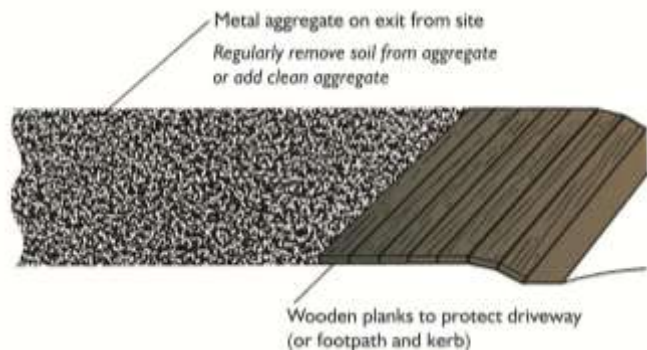


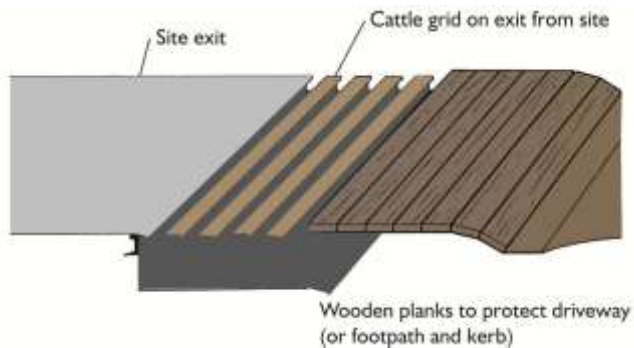
Keeping the roads clean

It is important that soil from the site is not spread onto the road by vehicle tyres. To prevent this from occurring, a stabilised entranceway must be built. The simplest method is to spread metal aggregate on all exitways from the site, where the soil will have a chance to fall off before the vehicle enters the road.

Other methods for larger sites are cattle grids or wheel washes. The site manager or site owner is responsible for cleaning up any spilt soil or other materials that get onto the road from the site.



Remember also to protect the footpath, berm, and kerb from damage by crossing vehicles.



Shaping
Rotorua



Rotorua District Council
Private Bag 3029
Rotorua Mail Centre
Rotorua 3046
07 348 4199

Protecting our Stormwater Network



Sediment Control Methods

- Keep our drainage to the Lake clean.
- All earthwork sites need protections
- Use one of the control methods shown.

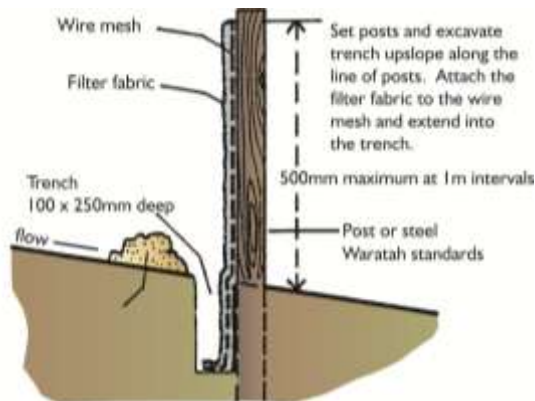
Earth Bunds

- Construct across slope to control and detain runoff
- Use near edge of site to prevent sediment from leaving area
- Can use topsoil from site to create bund



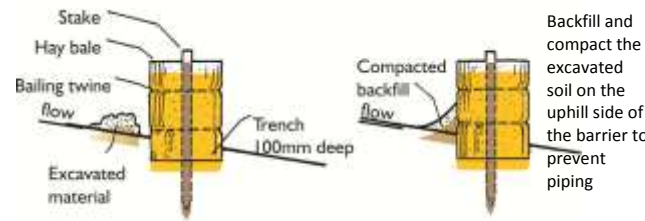
Silt Fences

- For small disturbed areas or slope angles
- Use more than one on steeply sloping sites
- Decrease spacing between fences with increasing site slope
- Filter fabric is stretched between posts at maximum spacing of 1 metre.



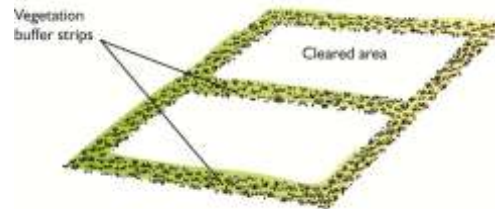
Hay Bales

- For small sites and short term control
- Should be dug into ground, tied together and anchored by staking
- Regular inspection and maintenance is essential



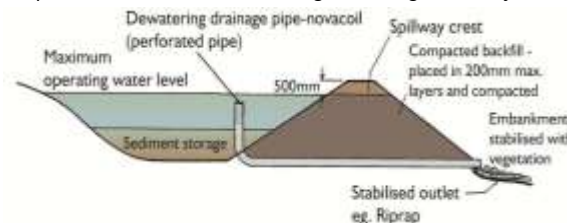
Vegetation Buffer Strips

- Should always be provided along watercourses
- To filter sediment from overland flow where runoff rates are low and not concentrated
- Use more than one buffer strip on steep slopes
- Decrease buffer strip spacing with increasing slope
- To keep machinery away from watercourses

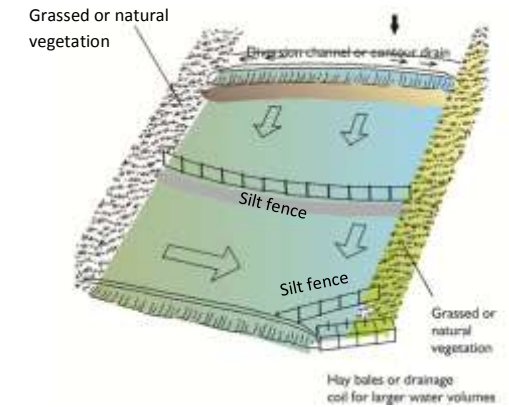


Sediment Ponds

- Do not construct in streams
- Size at 1-2% of site area (i.e. 1-2m³/100m²)
- Clean out sediment regularly
- Must have dewatering/drainage facility



Sediment Control on Small Sites



Pumping water from the site

If it is necessary to remove water from trenches or other areas of the site, then this should be done in a manner to prevent sediment in the water from entering any drain or watercourse. Water should not be taken from the bottom of any trench and sediment should be properly filtered out from the dirty water by some appropriate means such as the use of hay bales.

Once the sediment has been filtered out it can then be discharged to a cesspit or a grassed area, or a watercourse if no other disposal point is available.

